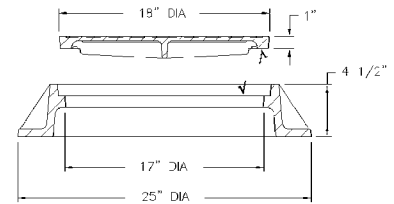


**1680 FRAME & COVER**

Light duty (Non-traffic)

Machined bearing surfaces

**1690 FRAME & COVER**

Heavy duty

Machined bearing surfaces

Accepts 1450 covers and grates

Options

Solid or vented covers

Custom logo covers

Special lettered covers

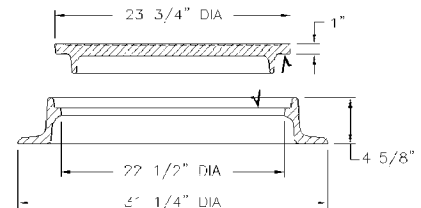
Adjusting risers

Lug lock covers

7" height frame – 1665 – 21 1/2" clear opening

9" height frame – 1450 – 21 1/2" clear opening

9" height frame – 2020 – 22" clear opening with mud ring



**Type M Flat Grate**  
Approx. 110 sq. in.  
open area

**1700 — 1703 FRAME & COVER**

Heavy duty

Machined bearing surfaces

Stackable frame

Options

Solid or vented covers

Grates

Watertite assembly

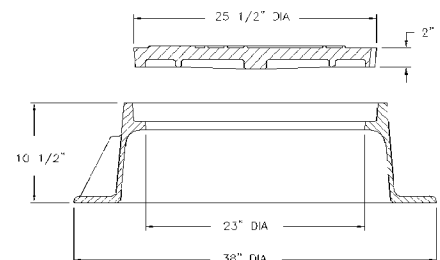
Gasket seal covers

Adjusting risers

Accepts 1212 covers



**Type M Flat Grate**  
Approx. 120 sq. in.  
open area



Available Frames for 1700 — 1703 Covers and Grates

Catalog Number	Base Flange Diameter	Frame Height
1214	36	4
2770	31 3/4 TF	4 1/5
1703	38	5
1212	39	8

Note: All dimensions are in inches.

Supplied By:

**TRENCHDRAIN  
SUPPLY**

877-903-7246

www.trenchdrainsupply.com

